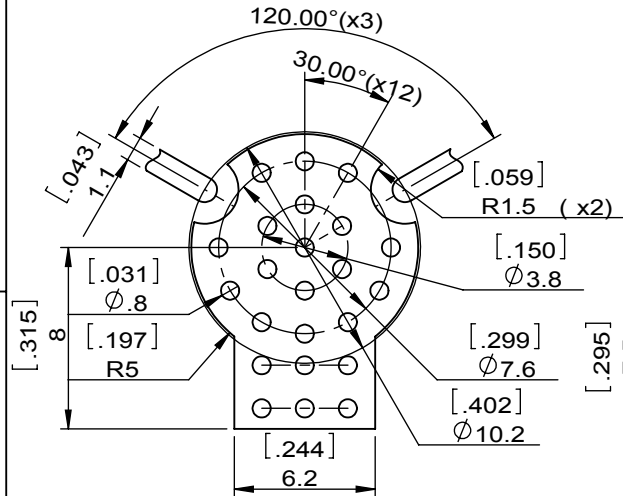
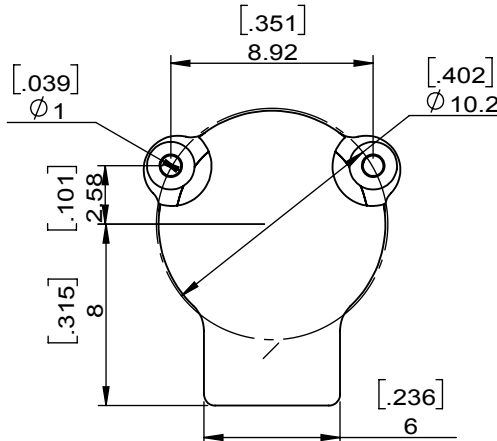
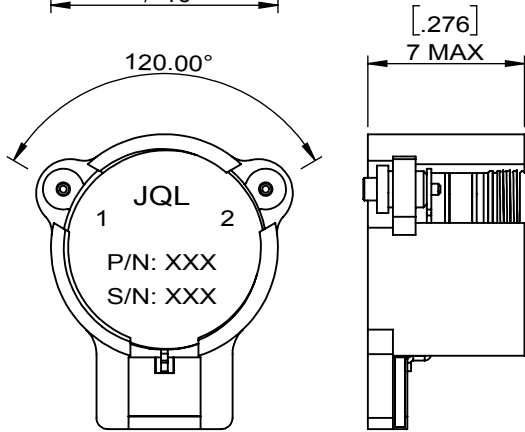
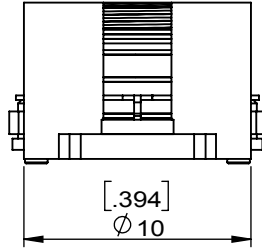
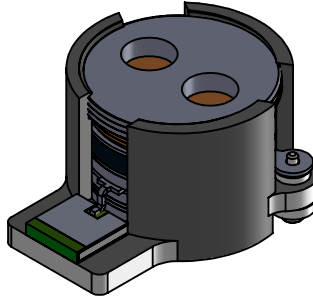
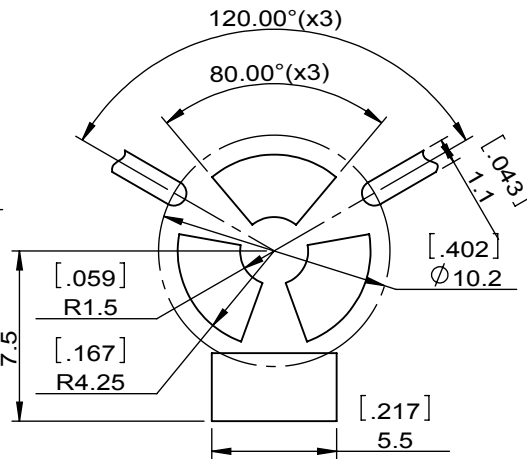


1		2		3		4		5		6	
Document No.	QR4-700-T-003	REV.	A/0	REV.	DESCRIPTION	REVISOR	DATE	APPROVED			
				0		mw.Yang	08.23.2024	Y.Yang			



Copper Pattern



Soldermask Pattern

SPECIFICATIONS	
Part's Number	JIM1930T1995PT2
Frequency(GHz)	1.930~1.995
Direction	CW
Insertion Loss(dB)MAX	0.35
Isolation(dB)MIN	20.0
Return Loss(dB)MIN	20.0
3rd IMD(dBc)MAX	-
Power FWD/REV/PK(Watt)	20/20/100
Operating Temperature(°C)	-40~+85
Storage Temperature(°C)	-
2nd/3rd Harmonic(dBc)	-
Termination/Attenuator(Watt/dB)	-
Tab(W×LG×THK)(mm[Inch])	-
Additional Notes	-

<b>JQL JQL Technologies Corporation</b>				
<b>MATERIAL:</b> STEEL		<b>DWG NO:</b> JIM1930T1995PT2		
<b>SURFACE TREATMENT:</b> SILVER PLATING		DWG BY:	mw.Yang	08.23.2024
<b>DESCRIPTION:</b> SMT ISOLATOR		CHK'D BY:		SCALE
		APPV'D BY:		3:1
Unit: mm[inch]		Tolerance: Liner: ±0.25 Anguar: ±0.5°	The First:	A4



This document is the property of JQL Technologies Corporation. It cannot be copied, duplicated, used for manufacturing purposes or communicated to third party as a whole or partly, without the written consent of JQL Technologies Corporation.